


DETROIT™ DD15 TC® ENGINE

FROM
455-505
Horsepower

FROM
1550-1750
lb-ft Torque

DISPLACEMENT
14.8
Liters



DETROIT™
DEMAND PERFORMANCE®



THE DETROIT™ DD15® TC ENGINE TAKES INNOVATION TO A WHOLE NEW LEVEL.

This impressive engine delivers incredible torque response and power, increased fuel economy, extremely wide torque range, extended maintenance intervals and a smoother, cleaner ride.

PERFORMANCE

- The DD15 TC delivers excellent torque response
 - Breakthrough innovation called Amplified Common Rail System (ACRS™)
 - Simple and reliable non-wastegated and non-variable geometry-style turbocharger
 - Low inertia, dual overhead camshafts
- ACRS reduces emissions, noise and vibration
- Rear gear train and ribbed cast iron cylinder block with integrated oil and coolant passages minimize vibration and sound
- Integrated Jacobs® engine brake with three levels of braking increases stopping power and reduces noise

POWER

- Pulls strong down to 1000 RPM
- Ultra-wide flat torque curve for less shifting
- Turbo compounding system recovers normally wasted exhaust gases and turns them into usable power without sacrificing fuel economy

SERVICEABILITY

- Engine sub-systems are modularly built to simplify parts replacement and maintenance
- All filters are cartridge style and located above the frame rails for easy replacement
- Virtual Technician® onboard diagnostics system helps you maximize uptime

COMPLIANCE

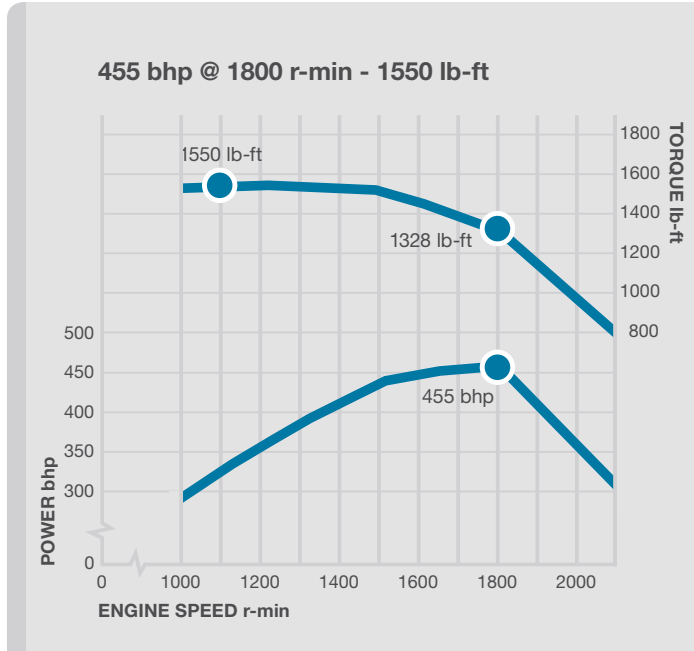
- Proven BlueTec® emissions technology meets current emissions requirements at the tailpipe
 - Improves engine performance and fuel economy
 - Simple to use, economical to own and time-tested experience
- 1-Box™ emissions package
- The DD15 TC is 2013 Onboard Diagnostic (“OBD13”) Certified and is compliant with 2014 Greenhouse Gas (GHG14) regulations

DD15 TC SPECIFICATIONS

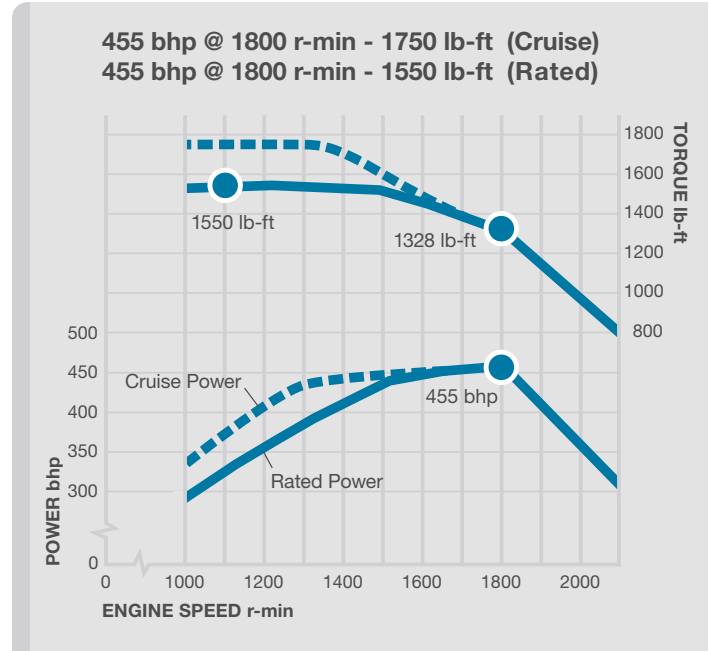
Configuration	Inline 6 Cylinder
Displacement	906 cu. in. (14.8 L)
Compression Ratio	18.4:1
Bore	5.47 in. (139 mm)
Stroke	6.42 in. (163 mm)
Weight (Dry)	2880 lb. (1306 kg)
Electronics	DDEC®
Oil Capacity	45.5 qt. (43 L)
Horsepower Range	455-505
Torque Range	1550-1750



Horsepower and Torque Curve



Multi-Torque Power Curve



Power Ratings

DD15 TC Engine Power Ratings	
455 HP @ 1800 RPM	1550 lb-ft @ 1100 RPM
455 HP @ 1800 RPM	1650 lb-ft @ 1100 RPM
475 HP @ 1800 RPM	1550 lb-ft @ 1100 RPM
475 HP @ 1800 RPM	1650 lb-ft @ 1100 RPM
505 HP @ 1800 RPM	1650 lb-ft @ 1100 RPM
DD15 TC Engine Cruise Power Ratings	
475/505 HP @ 1800 RPM	1650 lb-ft @ 1100 RPM
DD15 TC Engine Multi-Torque Power Ratings	
455 HP @ 1800 RPM	1550/1750 lb-ft @ 1100 RPM
505 HP @ 1800 RPM	1550/1750 lb-ft @ 1100 RPM

Maintenance Intervals

Item	Mi/Hr†	Severe Duty	Short-Haul	Long-Haul
Engine Oil and Filter Change*	Miles	25,000	35,000	50,000
	Hours	640	895	1,280
Fuel Filter Change	Miles	25,000	35,000	50,000
	Hours	640	895	1,280
Valve Lash Adjustment	Miles	Adjust at 100,000, at 500,000 and then every 500,000 thereafter.		
	Hours	Adjust at 2,565, at 12,825 and then every 12,825 thereafter.		
Diesel Particulate Filter	Miles	A check engine light will illuminate when ash requires removal. Normal DPF ash cleaning intervals are 300,000 to 400,000 miles.		
	Hours	A check engine light will illuminate when ash requires removal. Normal DPF ash cleaning intervals are 9,000 to 10,250 hours.		
DEF Pump Filter	Miles	150,000	175,000	250,000
	Hours	3,840	4,475	6,400

* Based on using the Detroit lube oil and oil analysis program.
Severe duty is up to 30,000 annual miles and a vehicle that averages less than 5 miles per gallon (mpg).
Short-haul is between 30,000 and 60,000 annual miles and a vehicle that averages between 5.1 and 5.9 mpg.
Long-haul is over 60,000 annual miles and a vehicle that averages greater than 6 mpg.
† Miles/Hours, whichever occurs first.

Standard Warranty

Item	Warranty Limits (Whichever Occurs First)		Repair Charge (Paid by Owner)	
	Months	Miles / Kilometers	Parts	Labor
Engine	0-24	Unlimited	No charge	No charge
Injectors	0-24	200,000 mi 320,000 km	No charge	No charge
Upon expiration of the 24-month warranty coverage, but within 500,000 mi / 800,000 km of use, the warranty continues to apply as follows:				
Major Components	25-60	500,000 mi 800,000 km	No charge	Not covered



EMPOWERED BY DETROIT

Here at Detroit, we've built our reputation by building high-quality products that perform beyond expectations. Today, you'll find our engines in Freightliner and Western Star trucks on roads and at job sites around the globe.

The secret to our success goes beyond the engines we build. Our people and our continuous pursuit of innovation are powerful driving forces. Our engineering and manufacturing expertise are world class. Our service network is expansive and responsive. That's why we continue to grow and evolve. That's also why we now offer a full line of products: engines, axles, transmissions and advanced technologies. That's right. The company that makes the heart of the truck now gives you the arms, legs and backbone to go with it. So, if you demand it all, demand Detroit.

DEMANDDETROIT.COM