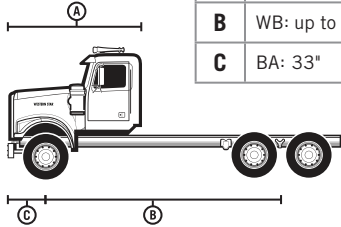


SF
SB EX
XD

4900

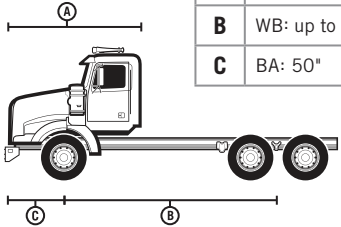


SF SET FORWARD AXLE



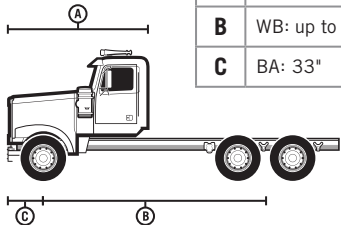
A	BBC: 123"
B	WB: up to 448"
C	BA: 33"

SB SET BACK AXLE



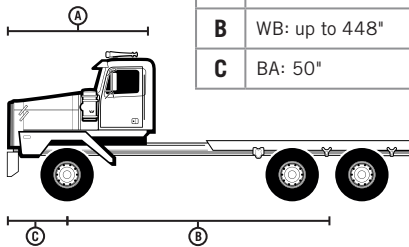
A	BBC: 123"
B	WB: up to 448"
C	BA: 50"

EX EXTENDED HOOD



A	BBC: 132"
B	WB: up to 448"
C	BA: 33"

XD EXTREME DUTY



A	BBC: 123"
B	WB: up to 448"
C	BA: 50"

4900XD available in All-Wheel Drive, see All-Wheel Drive Tech Sheet

You have a job to do and chances are, there's a 4900 that can help you do it.

In fact, it would be hard to find a truck as powerful and versatile. Fortunately, you have all the options available to help you spec the right truck for your demanding jobs. Of course, this is just the beginning. If there's something you need, just ask.

CAB TYPE

Standard galvanized steel with roped-in windshield

Severe Duty galvanized steel with roped-in or bonded windshield

HOOD TYPE

Fiberglass traditional non-sloping hood (SF, SB, EX)

Supervisibility fiberglass hood (SB)

Three-piece butterfly hood (XD)

ENGINE

Detroit™ DD13[®] 12.8L, 350-505HP, 1250-1850lb-ft.*

Detroit™ DD15[®] 14.8L, 455-505HP, 1550-1750lb-ft.

Detroit™ DD16[®] 15.6L, 500-600HP, 1850-2050lb-ft.

Detroit™ Series 60[®] Tier III, 14L, 425-500HP, 1475-1550lb-ft.**

Cummins ISX15, 15.0L, 400-600HP, 1450-2050lb-ft.

TRANSMISSION

Eaton Fuller FR-13210B 10-, 13-, 15- and 18-speed

Eaton Fuller UltraShift PLUS

Allison Automatic 4000, 4500, 4700

FRONT AXLE

Detroit™ single 12,000-20,000 lbs

Hendrickson AIRTEK single 12,500 lbs

Meritor single 12,000-22,000 lbs

Meritor tandem 40,000 lbs (available with Set Back Axle only)

Meritor front drive axle 22,000-23,000 lbs (available with Set Back Axle only)

REAR AXLE

Detroit™ tandem 40,000-46,000 lbs

Meritor single 23,000-30,000 lbs

Meritor tandem 40,000-70,000 lbs

Meritor tridem 69,000-77,000 lbs

Sisu tandem 70,000 lbs

Sisu tridem 105,600 lbs

Detroit single 23,000-30,000 lbs

Meritor FUELite tandem 4x2 40,000 lbs

FRONT SUSPENSION

Taperleaf 12,000-20,000 lbs

Flatleaf 14,600-23,000 lbs

Flatleaf 40,000 lbs tandem

REAR SUSPENSION

AirLiner[®] 23,000-69,000 lbs

Hendrickson 23,000-70,000 lbs

Chalmers 46,000-65,000 lbs

Neway 46,000-78,000 lbs

Reyco 23,000-30,000 lbs

TufTrac[®] 40,000-52,000 lbs

BRAKES

WABCO 4S/4M and 6S/6M Anti-lock Braking System (ABS) with and without traction enhancement

Air Disc Brakes

SAFETY

Roll stability control

FRAME

Single-channel @ 2.5MM RBM

Double-channel @ 3.2MM RBM and 4.5MM RBM

Triple-channel @ 5.6MM RBM

Partial frame liners available for increased RBM in specific areas. See dealer for details.

FUEL TANK

Aluminum 25' cylindrical 60-150 gallon (227-567 liter) RH or LH

Aluminum 23' cylindrical 50-150 gallon (189-567 liter) RH or LH

Combination fuel/hydraulic tanks available in various sizes

DEF TANK

6, 13 and 23 gallon (23, 49 and 87 liter)

*DD13[®] 505/1850 only available for specific applications. See your Western Star dealer for more details.

**For off-road use only.

PARTS AND SERVICE, WHEN YOU NEED THEM.

Our goal is to keep you working. That's why your dealer has an experienced service center team and carries a wide selection of parts, with access to an even greater variety through our expanding global network of parts distribution centers. You get the support you need to grow – no matter where you do business.

YOUR KIND OF FINANCING PROGRAMS.

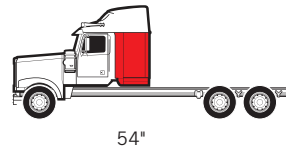

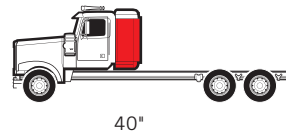

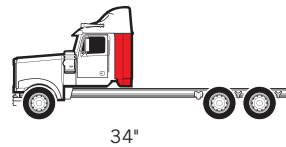
Being part of the Daimler Truck Financial family means we can get you into the right truck at the right price with rates that are competitive with anyone, including banks. Plus, because we know the transportation and vocational business, it's simple to get the financing you need – and into the Western Star® you want.

Daimler Truck Financial

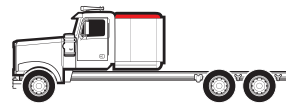
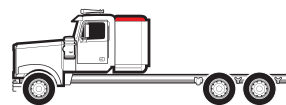
SPEC YOUR OWN MASTERPIECE.

With all the different types of loads there are to haul, it only makes sense to offer the options to create the truck you want. And that flexibility is why we offer four different heights and five lengths. Low or high, long or short, there's a Western Star sleeper configuration to give you as much room as you need.

SLEEPER DIMENSIONS



ROOF OPTIONS



For the Western Star dealer nearest you, call 1-866-850-STAR | WESTERNSTAR.COM



**HAND BUILT
IN THE USA**
Cleveland, NC
Portland, OR

WS/MC-DT-531. Specifications are subject to change without notice. Western Star Truck Sales, Inc. is registered to ISO 9001:2008 and ISO 14001:2004. Copyright © 2016 Daimler Trucks North America LLC. All rights reserved. Western Star Truck Sales, Inc. is a subsidiary of Daimler Trucks North America LLC, a Daimler company.

DAIMLER | Western Star - A Daimler Group Brand